

Ms. Stephanie's Preschool

Owl Craft

Thank you for downloading!

Please email me at msstephaniespreschool.com@gmail.com
if you have any comments or questions.

I made this activity for use in the preschool classroom, home-based preschool, and for stay-at-home moms and dads of preschoolers.

Please visit my blog at msstephaniespreschool.com for more ideas.

Trouble printing, try checking the 'scale to fit paper' option.


Page 2 owl body




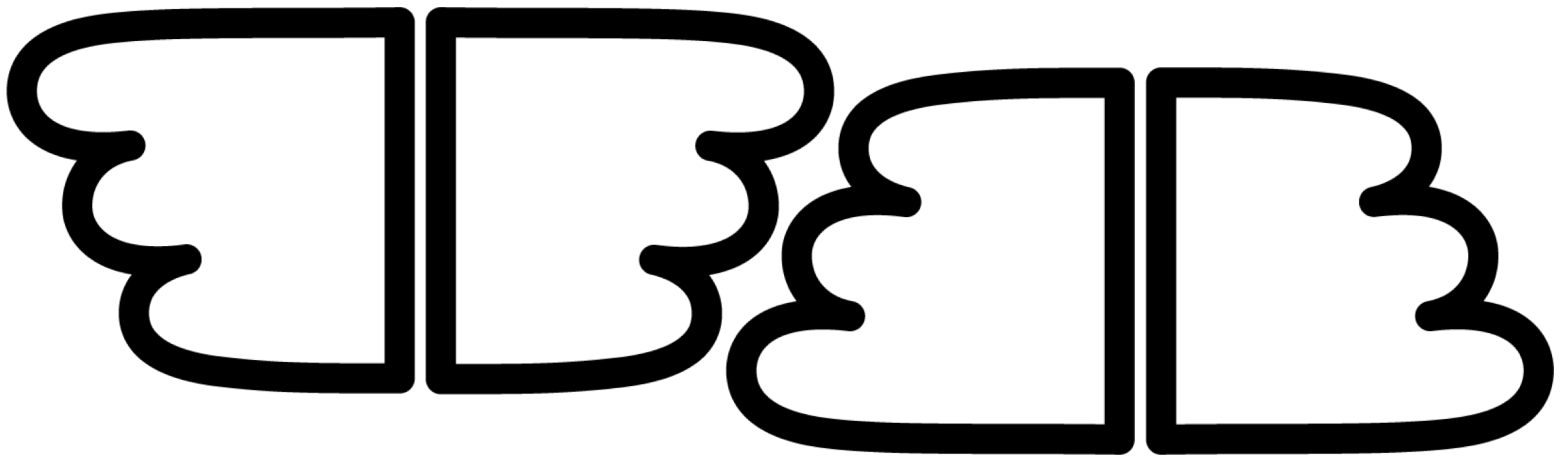
Page 3 owl wings print













Page 4 owl talons and beak













Page 5 owl eyes print on white construction paper











Ms. Stephanie's Preschool

Terms of use:

This product is bound by copy right laws.

You may:

Use items for your own classroom students or your own personal use.

You may not:

Claim this work as your own or alter the files in any way.

Sell the files or combine them into another unit for sale or for free.

Post this document for sale or free elsewhere on the internet, including Google Docs links on blogs.

Make copies of purchased items to share with others.

Credits:

Clipart:



More Preschool Resources:

