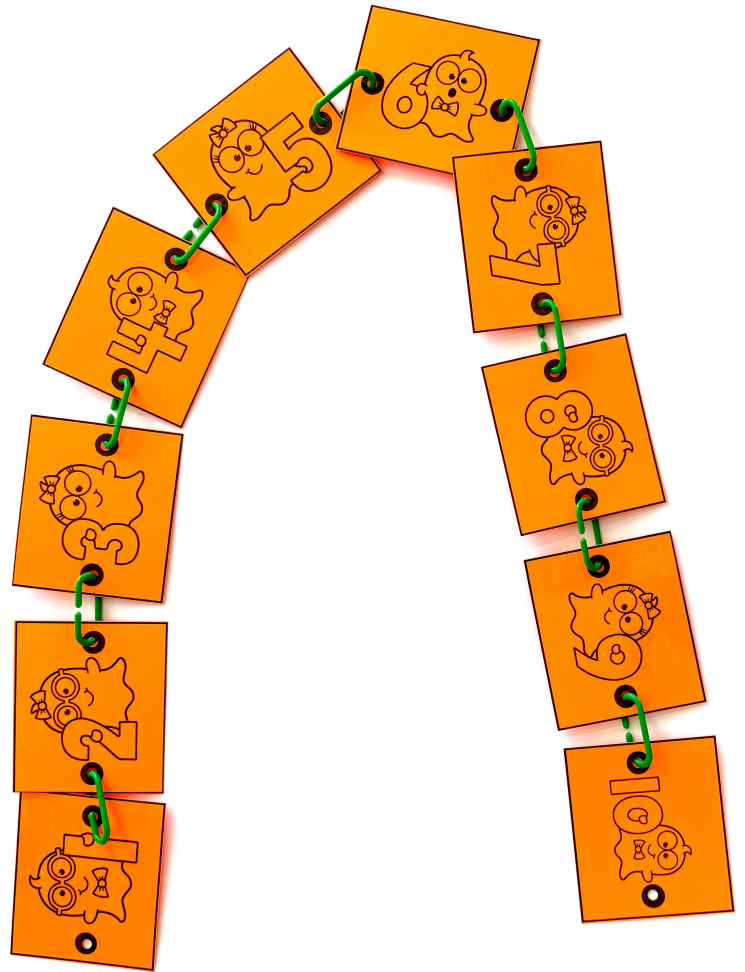


Ghost Themed Link Activities



Ms. Stephanie's Preschool

Thank you for downloading!

Please email me at msstephaniespreschool.com@gmail.com if you have any comments or questions.

I made these activities for use in the preschool classroom, home-based preschool, and for stay-at-home moms and dads of preschoolers.

Please visit my blog at msstephaniespreschool.com for more ideas on how to use these activities.

Trouble printing, try checking the 'scale to fit paper' option.

Print pages on card stock and laminate for longer use.

Pages 3-4 Print in color, laminate, cut apart the cards, and hole punch the black circles. Using links to make a number order chain.

Pages 5-6 3-4 Print in color, laminate, cut apart the cards, and hole punch the black circles. Add the current number of links to the card.

Pages 7-8 Print on colored construction paper, laminate, cut apart the cards, and hole punch the black circles. Using links to make a number order chain.

Pages 9-10 Print on colored construction paper, laminate, cut apart the cards, and hole punch the black circles. Add the current number of links to the cards.

More Preschool Resources:



Terms of use:

This product is bound by copy right laws.

You may:

Use items for your own classroom students or your own personal use.

You may not:

Claim this work as your own or alter the files in any way.

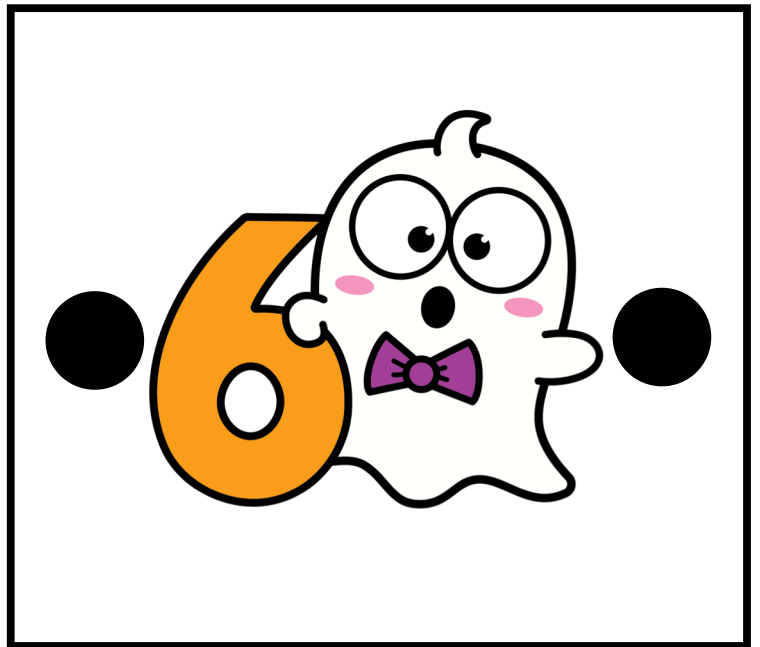




Sell the files or combine them into another unit for sale or for free.






Post this document for sale or free elsewhere on the internet, including Google Docs links on blogs.

Make copies of purchased items to share with others.

Credits:
















Ghost Link
Number Order
Cards







Two small cartoon ghosts are shown at the bottom of the page. The one on the left has a pink bow and orange glasses. The one on the right has blue glasses and a green bow tie.











Ghost Link
Counting
Cards







Two small icons of the ghost girl and ghost boy are positioned at the bottom of the page.











Ghost Link
Number Order
Cards







Ghost Link
Counting
Cards

Two small line drawings of the girl ghost and the boy ghost, one on the left and one on the right.