


# Turkey Themed Link Activities



Ms. Stephanie's  
Preschool

# Ms. Stephanie's Preschool

Thank you for downloading!

Please email me at [msstephaniespreschool.com@gmail.com](mailto:msstephaniespreschool.com@gmail.com) if you have any comments or questions.

I made these activities for use in the preschool classroom, home-based preschool, and for stay-at-home moms and dads of preschoolers.

Please visit my blog at [msstephaniespreschool.com](http://msstephaniespreschool.com) for more ideas on how to use these activities.

Trouble printing, try checking the 'scale to fit paper' option.

Print pages on card stock and laminate for longer use.

Pages 3-4 Print in color, laminate, cut apart the cards, and hole punch the black circles. Using links to make a number order chain.

Pages 5-6 3-4 Print in color, laminate, cut apart the cards, and hole punch the black circles. Add the current number of links to the card.

Pages 7-8 Print on colored construction paper, laminate, cut apart the cards, and hole punch the black circles. Using links to make a number order chain.

Pages 9-10 Print on colored construction paper, laminate, cut apart the cards, and hole punch the black circles. Add the current number of links to the cards.

## More Preschool Resources:



### Terms of use:

This product is bound by copy right laws.

You may:

Use items for your own classroom students or your own personal use.

You may not:

Claim this work as your own or alter the files in any way.






Sell the files or combine them into another unit for sale or for free.




Post this document for sale or free elsewhere on the internet, including Google Docs links on blogs.

Make copies of purchased items to share with others.


### Credits:











Turkey Link  
Number Order  
Cards







Two small cartoon turkey illustrations are shown at the bottom of the page. The one on the left is a male turkey with a brown body and colorful tail feathers. The one on the right is a female turkey with a brown body, colorful tail feathers, and a pink bow on its head.











Turkey Link  
Counting  
Cards
















Turkey Link  
Counting  
Cards

Two small, identical black and white line drawings of turkeys, one on the left and one on the right, positioned at the bottom of the text area.







Turkey Link  
Counting  
Cards

