

# Ms. Stephanie's Preschool

Thank you for downloading!

Please email me at [msstephaniespreschool.com@gmail.com](mailto:msstephaniespreschool.com@gmail.com)  
if you have any comments or questions.

I made this activity for use in the preschool classroom, home-based preschool, and for stay-at-home moms and dads of preschoolers.

Please visit my blog at [msstephaniespreschool.com](http://msstephaniespreschool.com) for more ideas.

Trouble printing, try checking the 'scale to fit paper' option.

Page 2 print in color, cut out pieces, and assemble bird's nest

Page 3 print in B&W, color, cut out pieces, and assemble bird's nest




Page 4 Print on colored construction paper, cut out the eggs, birds, and bird's wings

Page 5 print on brown construction paper and cut out nests and sticks

Page 6 print on green construction paper and cut out leaves

Page 7 print on yellow construction paper and cut out beaks

## More Preschool Resources:



Fonts and Clipart:

[Kimberly Geswein Fonts](http://www.kimberlygeswein.com)



Terms of use:

This product is bound by copy right laws.

You may:

Use items for your own classroom students or your own personal use.

You may not:

Claim this work as your own or alter the files in any way.

Sell the files or combine them into another unit for sale or for free.

Post this document for sale or free elsewhere on the internet, including Google Docs links on blogs.

